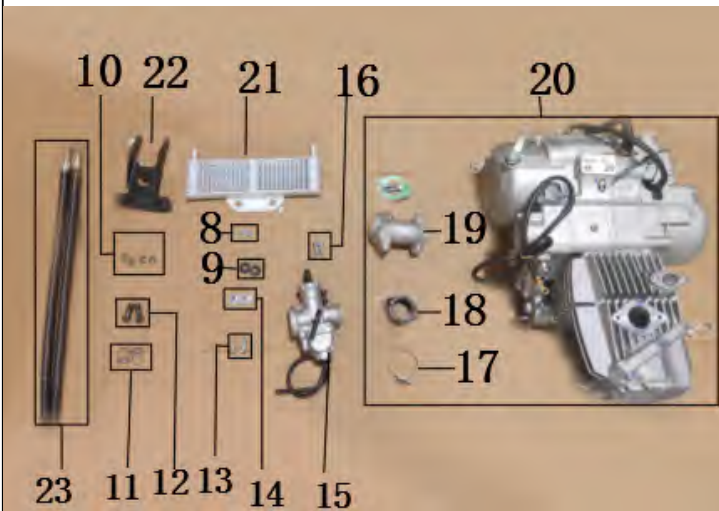


# PAD190-V2

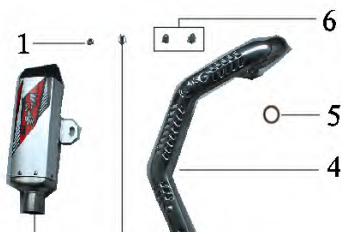
## Engine



Parts No.	Discription	Qty per Vehicel
PAD190-V2-A-001	FLANGE BOLT M8*40	4
PAD190-V2-A-002	LOCK WASHER Φ8*13*2	PAD190-V2
PAD190-V2-A-003	WASHER Φ8*16*1.5	4
PAD190-V2-A-004	SHIFT LEVER	1
PAD190-V2-A-005	BUSHING Φ8*20*L16	4
PAD190-V2-A-006	Engine tray	1
PAD190-V2-A-007	KICK STARTER	1
PAD190-V2-A-008	FLANGE NUT M6	2
PAD190-V2-A-009	RUBBER O RING Φ10*18*H7	2
PAD190-V2-A-010	VULCANIZED WASHER FOR OIL COOLER Φ10	2
PAD190-V2-A-011	RUBBER OIL COOLING PIPE CLAMP	2
PAD190-V2-A-012	OIL COOLER OVER OIL BOLT M10*25	2
PAD190-V2-A-013	FLANGE BOLT	2
PAD190-V2-A-014	OIL COOLER T-RING CZL Ø7*9*H7.5+Ø20*T2	2
PAD190-V2-A-015	CARBURETOR ASSEMBLY JK PE28-22	1
PAD190-V2-A-016	FLANGE BOLT M6*16	2
PAD190-V2-A-017	ENGINE CLAMP	1
PAD190-V2-A-018	CARBURETOR FIXED PIPE	1
PAD190-V2-A-019	INTAKE PIPE JQ-8	1
PAD190-V2-A-020	ZS190CC ENGINE, MANUAL ,ELECTRIC START	1
PAD190-V2-A-021	OIL COOLERS SILVER LENGTH 235 MM HOLE DISTANCE 60 M10	1
PAD190-V2-A-022	V2S OIL COOLER HOLDER	1
PAD190-V2-A-023	RUBBER OIL COOLING PIPE CLAMP	2

## Muffler

### DIAGRAM



Parts No.	Discription	Qty per Vehicel
PAD190-V2-B-001	LOCKNUT M8	1
PAD190-V2-B-002	K1/D MUFFLER HEAD PIPE Φ38	1
PAD190-V2-B-003	FLANGE BOLT M8*20	1
PAD190-V2-B-004	K MUFFLER HEAD PIPE CWH SY-XYG-12	1

2

3



PAD190-V2-B-005

MUFFLER GASKET Φ32MM

1

PAD190-V2-B-006

FLANGE NUT M6

2

## 联板

## 联板

## Parts No.

## Discription

## Qty per Vehicle

PAD190-V2-C-001

SQUARE BOLT M10\*70

2

PAD190-V2-C-002

LOCKNUT M10

2

PAD190-V2-C-003

BUSHING

2

PAD190-V2-C-004

WAYTA

4

PAD190-V2-C-005

LOCK BEARING

2

PAD190-V2-C-006

FLANGE BOLT M8\*40

8

PAD190-V2-C-007

FLANGE BOLTM8\*25

4

PAD190-V2-C-008

WAYTA

1

PAD190-V2-C-009

V1S LOWER PRESSING BLOCK Φ28

1

PAD190-V2-C-010

NUT M22\*1 Φ56

1

PAD190-V2-C-011

V1S UPPER PRESSING BLOCK Φ28

1

PAD190-V2-C-012

BALL BEARING Φ23\*44\*H15 320/22

1

PAD190-V2-C-013

BIG SHIM Φ22\*34\*1

1

PAD190-V2-C-014

NUT M22\*1

1

PAD190-V2-C-015

RUBBER DUST MAT 24/45 SYMOTOS

1

PAD190-V2-C-016

FLANGE BOLT M6\*12

3

PAD190-V2-C-017

V1S LOWER CLAMP Φ48

1

PAD190-V2-C-018



BALL BEARING Φ23\*44\*H15 320/23.5

1

PAD190-V2-C-019

V2S FANG XIANGZHU L=248 SUIT AF3

1



## DIAGRAM

## Parts No.

## Discription

## Qty per Vehicle

PAD190-V2-D-001

V2S DOUBLE BEAM FRAME ASSEMBLY

1

PAD190-V2-D-002

FLANGE BOLT M6\*16

1

PAD190-V2-D-003

FLANGE BOLT Φ6.5\*H6.5+10.5\*H6.5

1

PAD190-V2-D-004

FLANGE BOLT M8\*105

1

PAD190-V2-D-005

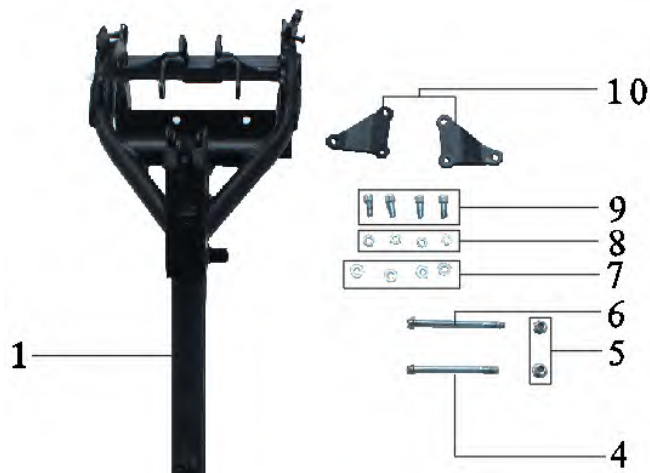
FLANGE BOLT M8


2

PAD190-V2-D-006

FLANGE BOLT M8\*115

2






PAD190-V2-D-007	WASHER Φ8*16*1.5	4
PAD190-V2-D-008	LOCK WASHER Φ8*13*2	4
PAD190-V2-D-009	FLANGE BOLT M8*20	4
PAD190-V2-D-010	V1S ENGINE LEFT AND RIGHT SLINGS 3-Φ8.4	1

**Pedal**

	<b>Parts No.</b>	<b>Discription</b>	<b>Qty per Vehicle</b>
	PAD190-V2-E-001	V ATTACHED TO THE UP-WALK BRAKE PEDAL ASSEMBLY	1
	PAD190-V2-E-002	BRAKE PEDAL	1
	PAD190-V2-E-003	FLANGE BOLT M6*12	1
	PAD190-V2-E-004	FLANGE BOLT M6*12	1
	PAD190-V2-E-005	FLANGE BOLT M8*20	1
	PAD190-V2-E-006	FLANGE BOLT M8*20	2
	PAD190-V2-E-007	WASHER Φ8*16*1.5	2
	PAD190-V2-E-008	LOCK WASHER Φ8*13*2	2
	PAD190-V2-E-009	FLANGE BOLT M6*16	2
	PAD190-V2-E-010	FLANGE BOLT M6	1
	PAD190-V2-E-011	FLANGE NUT M6	1
	PAD190-V2-E-012	SY LEFT FOOT TREADER	2
	PAD190-V2-E-013	RIGHT FOOTPEG	1
	PAD190-V2-E-014	RIGHT FOOT SPRING Φ18.8*Φ1.8*H7.5*4	1
	PAD190-V2-E-015	AXIS PIN Φ8*42.5+Φ3*39	1
	PAD190-V2-E-016	SPLIT COTTER 2.5*30	2
	PAD190-V2-E-017	REAR BRAKE TENSION SPRING Φ12*Φ2*H27 L=62	2
	PAD190-V2-E-018	SIDE STAND SPRING Φ15*Φ2.5*H40 L=110	1
	PAD190-V2-E-019	LEFT RIGHT FOOTPEG	1
	PAD190-V2-E-020	LEFT FOOT STEP SPRING Φ18.8*Φ1.8*H7.5*4	1
	PAD190-V2-E-021	SY LEFT FOOT TREADER	1
	PAD190-V2-E-022	SY RIGHT FOOT TREADER	1
	PAD190-V2-E-023	BRAKE PEDAL BEARING	2

**Rear fork**

	<b>Parts No.</b>	<b>Discription</b>	<b>Qty per Vehicle</b>
	PAD190-V2-F-001	FLANGE NUT M8	2



PAD190-V2-F-002	BALL BEARING $\Phi 8 \times 22 \times H7$	1
PAD190-V2-F-003	BLACK CONCAVE GUIDE SPROCKET	2
PAD190-V2-F-004	BLACK CHAIN STOPPER ASSEMBLY	1
PAD190-V2-F-005	FLANGE BOLT M8*55	1
PAD190-V2-F-006	BUSHING $\Phi 8 \times 16 \times L3.5$	1
PAD190-V2-F-007	SPACER $\Phi 8 \times 10 \times L3.5$	1
PAD190-V2-F-008	CHAIN SF 428H 116L	1
PAD190-V2-F-009	FLANGE BOLT M6*16	1
PAD190-V2-F-010	FLANGE BOLT M6*16	2
PAD190-V2-F-011	FLANGE BOLT M6*12	1
PAD190-V2-F-012	FRONT CHAIN SLIDER SY	2
PAD190-V2-F-013	FLANGE BOLT M12*1.25	1
PAD190-V2-F-014	BALL BEARING 6200Z $\Phi 12 \times 30 \times H9$	1
PAD190-V2-F-015	SWINGARM AXLE $\Phi 12 \times 220 \times M12 \times 1.25MM$	2
PAD190-V2-F-016	FLAT FORK TUBES $\Phi 12 \times 22 \times L160$	1
PAD190-V2-F-017	STEEL STRAIGHT FORK L=550 $\Phi 15$	1
PAD190-V2-F-018	SWINGARM	1

### Suspension

#### DIAGRAM



Parts No.	Discription	Qty per Vehicel
PAD190-V2-G-001	LEFT FRONT FORK	1
PAD190-V2-G-002	RIGHT FRONT FORK	1
PAD190-V2-G-003	REAR SHOCK	1
PAD190-V2-G-004	BOLT M10*1.25	2
PAD190-V2-G-005	BOLT M10*55	2

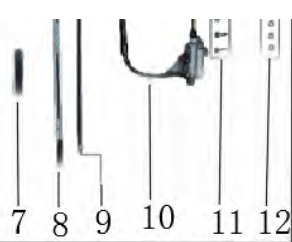
### 方向把



Parts No.	Discription	Qty per Vehicle
PAD190-V2-H-001	FRONT LARGE DOUBLE DISC BRAKE ASSEMBLY 1150MM	1
PAD190-V2-H-001-01	BRAKE PADS	2
PAD190-V2-H-001-02	DISC BRAKE BRACKET	1
PAD190-V2-H-002	CLUTCH HANDLE ASSEMBLY SY	1
PAD190-V2-H-003	BLACK LEFT HANDLEBAR	1
PAD190-V2-H-004	BLACK RIGHT HANDLEBAR	1



4 5



PAD190-V2-H-005	DAYTONA THROTTLE HOUSING LIKEE	1			
PAD190-V2-H-006	FLANGE BOLT M8*40	2			
PAD190-V2-H-007	RUBBER CABLE HARNESS STRAP 14*94 SYMOTOS	2			
PAD190-V2-H-008	V1S REAR CLUTCH CABLE ZS190 L=970	1			
PAD190-V2-H-009	THROTTLE HOUSING L=977	1			
			PAD190-V2-H-010	REAR LARGE SINGLE DISC BRAKE ASSEMBLY L=600	1
PAD190-V2-H-011	FLANGE BOLT M6*25	3			
			PAD190-V2-H-012	FLANGE BOLT M6	3
			PAD190-V2-H-013	CLUTCH HANDLE JACKET SY	1
			PAD190-V2-H-014	HANDLEBAR CNC 780*150*65 SY	1
			PAD190-V2-H-015	SQUARE JACKET ASSEMBLY SYMOTOS	1
PAD190-V2-H-016	HOUR METER BLACK DJ101	1			

**Front Wheel**

**DIAGRAM**



Parts No.	Discription	Qty per Vehicel
PAD190-V2-I-001	FRONT WHEEL AXLE $\Phi 15 \times 60 \times 223 \times M14 \times 1.5 \text{MM}$	1
PAD190-V2-I-002	BUSHING $\Phi 15 \times 22 \times L5$	1
PAD190-V2-I-003	BUSHING $\Phi 15 \times 22 \times L40$	1
PAD190-V2-I-004	FLANGE BOLT M14*1.5	1
PAD190-V2-I-005	DISC BRAKE DISC /P380A $\Phi 76 \times 220 \times H3.5$	1
PAD190-V2-I-006	FLANGE BOLT M8*20	4
PAD190-V2-I-007	FRONT TIRE ASSY 70/100-17	1
PAD190-V2-I-008	FRONT WHEEL ASSY 50-2 1.6-17 $\Phi 15$	1

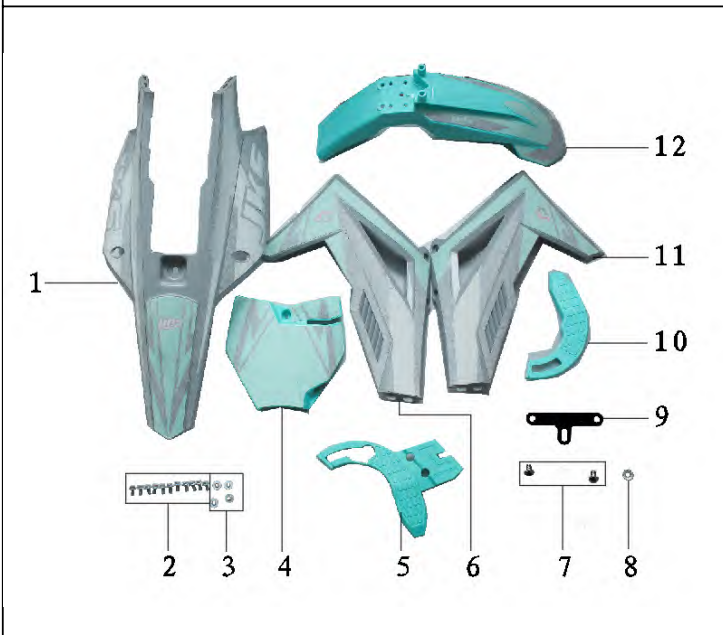
**Rear Wheel**

		Parts No.	Discription	Qty per Vehicel
		PAD190-V2-J-001	STEEL REAR SPRCOKET 428-41T Φ76	1
		PAD190-V2-J-002	SPROCKET WHEEL LOCK PIECE Φ9	2
		PAD190-V2-J-003	FLANGE BOLT M8*25	4
		PAD190-V2-J-004	DISC BRAKE DISC /P380 Φ76*190*H3.5	1
		PAD190-V2-J-005	FLANGE BOLT M8*20	4
		PAD190-V2-J-006	FLANGE BOLT M14*1.5	1
		PAD190-V2-J-007	BUSHING Φ15*22*L38	1
		PAD190-V2-J-008	BUSHING Φ15*22*L31	1
		PAD190-V2-J-009	RED ALUMINUM CHAIN BLOCK 46*39.5 Φ15	2
		PAD190-V2-J-010	REAR WHEEL AXLE Φ15*225*M14*1.5mm	1
		PAD190-V2-J-011	RUBBER TIRE CLIP 1.85	1
		PAD190-V2-J-012	REAR TIRE ASSY 90/100-14	1
		PAD190-V2-J-013	REAR WHEEL ASSY 50-2 1.85-14 32 Φ15	1


### Electrical Parts

		Parts No.	Discription	Qty per Vehicel
		PAD190-V2-K-001	V2S START MAIN CABLE 190CC	1
		PAD190-V2-K-002	WATERPROOF IGNITER 120-160CC	1
		PAD190-V2-K-003	GREY V1S START SWITCH 2.0-21 L=700	1
		PAD190-V2-K-004	RED V1S FLAMEOUT SWITCH 2.0-11 L=700	1
		PAD190-V2-K-005	IGNITION COIL L=600	1
		PAD190-V2-K-006	KT02-508J RECTIFIER	1
		PAD190-V2-K-007	FLANGE BOLT M6*8	2
		PAD190-V2-K-008	HOUR METER BLACK DJ101	1
		PAD190-V2-K-009	V1S MAIN SWITCH L=280	1
		PAD190-V2-K-010	BATTERY STRIP 110*20	1

PAD190-V2-K-011	BATTERY 6MF4L 12V4AH 112*69*87MM	1
PAD190-V2-K-012	FLANGE BOLT M6	2
PAD190-V2-K-013	KB60 RELAY 50-250CC	1

	Parts No.	Discription	Qty per Vehicle
	PAD190-V2-L-001	GREY KTM65 REAR FENDER	1
	PAD190-V2-L-002	FLANGE BOLT M6*12	16
	PAD190-V2-L-003	SHIM $\Phi 6.3 \times 16.5 \times H4$	1
	PAD190-V2-L-004	GREY KTM65 FRONT FENDER	1
	PAD190-V2-L-005	GREY V2S FRONT RIGHT FENDER	1
	PAD190-V2-L-006	GREY V2S FRONT RIGHT FENDER	1
	PAD190-V2-L-007	FLANGE BOLT M6*12	2
	PAD190-V2-L-008	FLANGE BOLT M6	1
	PAD190-V2-L-009	K1 PANEL BRACKET 2- $\Phi 7$	1
	PAD190-V2-L-010	GREY V2S FRAME LEFT GUARD PLATE	1
	PAD190-V2-L-011	GREY V2S FRONT RIGHT GUARD	8
	PAD190-V2-L-012	GREY KTM65 FRONT FENDER	1
	PAD190-V2-L-013	GREY V2S REAR BRAKE ON THE PUMP COVER	1
	PAD190-V2-L-014	FLANGE BOLT M6*12	4
	PAD190-V2-L-015	GREY V2S REAR DISC BRAKE COVER	1
	PAD190-V2-L-016	BLACK V2S AIR FILTER FIXING BRACKET	1
	PAD190-V2-L-017	V2S AIR FILTER SPONGE	5
	PAD190-V2-L-018	V2S SINGLE BRACE LANYARD L=140	1
	PAD190-V2-L-019	WHITE V2S AIR FILTER BOX $\Phi 50$	1
	PAD190-V2-L-020	FLANGE BOLT ST4.2*12 $\Phi 8$	3
	PAD190-V2-L-021	GREY FRONT PROTECTION PLATE ASSEMBLY SY	1
	PAD190-V2-L-022	FLANGE BOLT M6*12	8
	PAD190-V2-L-023	GREY FRONT CUT GUARD BUCKLE SY	1
	PAD190-V2-L-024	BLACK V2S DYCUB	1
	PAD190-V2-L-025	BLACK V2S SMALL DYCUB	1
	PAD190-V2-L-026	SEAT ASSY	1
	PAD190-V2-L-027	RUBBER O RING $\Phi 10 \times 18 \times H7$	1
	PAD190-V2-L-028	BOLT M6*60	1



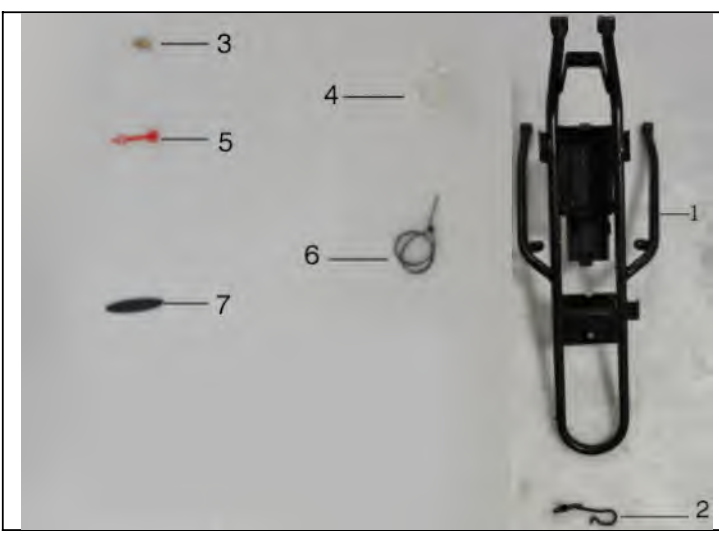


PAD190-V2-L-029	TANK T JACKET $\Phi 7^*9^*H11+\Phi 20^*T2$	1
PAD190-V2-L-030	SPACER $\Phi 6^*12^*L25$	1
PAD190-V2-L-031	RUBBER T CZL	1
PAD190-V2-L-032	TANK CUSHION BLOCK	1
PAD190-V2-L-033	FLANGE BOLT M8	1
PAD190-V2-L-034	WHITE LAMP SCREEN SY	1
PAD190-V2-L-035	FRONT HEAD LAMP SUPPORT L166mm, L90MM	1
PAD190-V2-L-036	FLANGE BOLT M6	2
PAD190-V2-L-037	FLANGE BOLT M6*16	1
PAD190-V2-L-038	FLANGE BOLT M6*12	2
PAD190-V2-L-039	FLANGE BOLT M6	3
PAD190-V2-L-040	FLANGE BOLT ST5*12 $\Phi 12$	2
PAD190-V2-L-041	HEAD LED LIGHT	1

### Fuel Tank



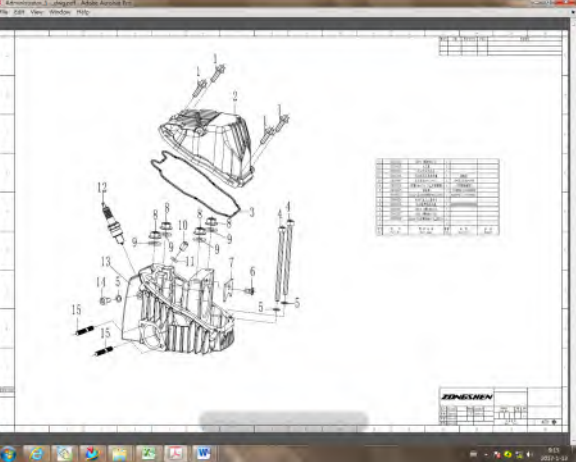
Parts No.	Discription	Qty per Vehicel
PAD190-V2-M-001	BLACK CNC SNIFFING VALVE	1
PAD190-V2-M-002	CRF50 APPELLATION	1
PAD190-V2-M-003	FUEL LINE CLIP $\Phi 8$	2
PAD190-V2-M-004	CRF110 FUEL TANK SWITCH	2
PAD190-V2-M-005	FLANGE BOLT M6*12	2
PAD190-V2-M-006	DOUBLE TUBING JBD-4585-HS $\Phi 4.5^*8.5$	1
PAD190-V2-M-007	V2S FUEL TANK ASSEMBLY NO SWITCH	1



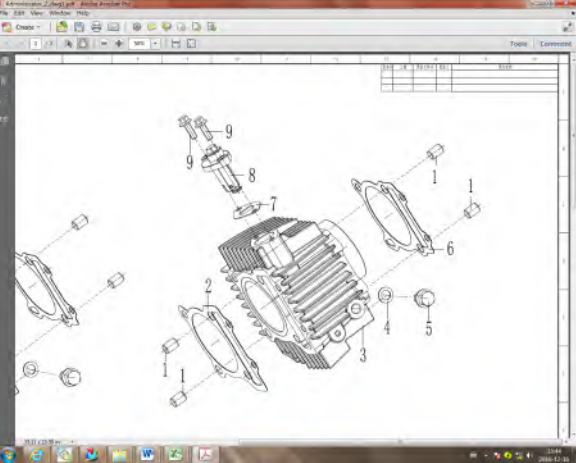
Parts No.	Discription	Qty per Vehicel
PAD190-V2-N-001	SUB REAR FRAME ASSY	1
PAD190-V2-N-002	FRONT BRAKE CABLE CLIP	1
PAD190-V2-N-003	GREASE FITTING	1
PAD190-V2-N-004	RIBBON	2
PAD190-V2-N-005	GREASE CAP	1
PAD190-V2-N-006	RIBBON	1
PAD190-V2-N-007	RUBBER LABEL	2

### E1气缸头部件 CYLINDER HEAD ASSY

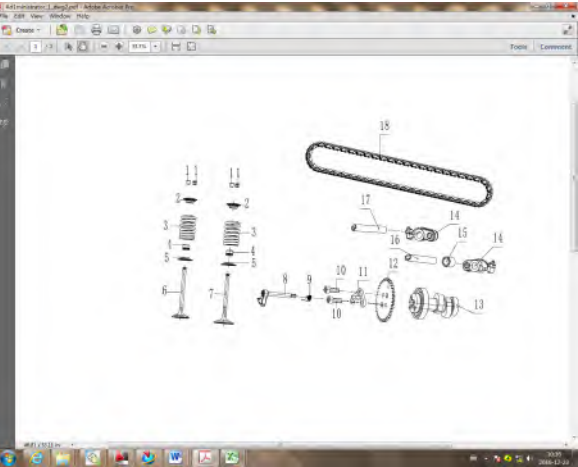


序号NO.					英文名称 (ENGLISH DESCRIPTION)	数量QTY
1					Bolt, M6×20	4
2					Cylinder End Loam Cake	1
3					Seal Ring, Of Upper Cover Cylinder Head	1
4					Bolt, M6×105	2
5					Washer, $\phi 6.2 \times 1 \times \phi 10$	3
6					Screw, M6×12	1
7						1
8					Nut	4
9					Washer, $\phi 8.5 \times 2 \times \phi 18$	4
10					Dowel Pin, $\phi 8 \times 12 \times \phi 6.3$	1
11					O-Ring, $\phi 6.5 \times 1.8$	1
12					Spark Plug	1
13					Cylinder End Combination	1
14					Bolt, M6×10	1
15					Bolt, M6×32	2
16						
45						

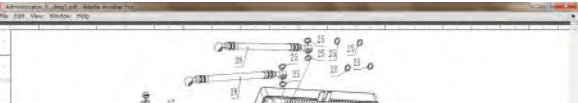
E2气缸体部件 CYLINDER ASSEMBLY

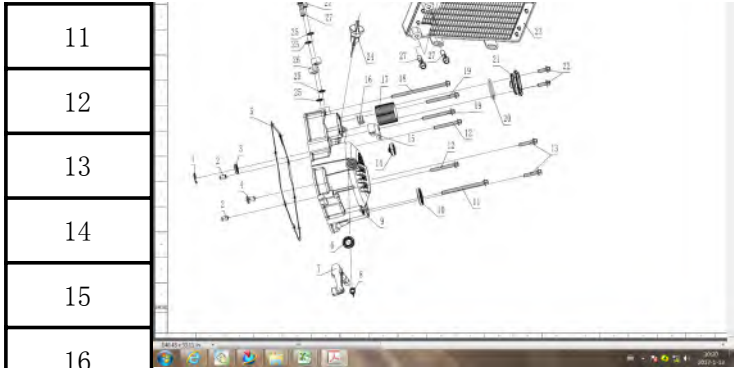
序号NO.					英文名称 (ENGLISH DESCRIPTION)	数量QTY
1					Pin, $\phi 10 \times 14$	4
2					Gasket Assy Cylinder Head	1
3					Cylinder Block Assembly	1
4					Washer, $\phi 10 \times 1.2 \times \phi 16$	1
5					Bolt, M10×16×1.25	1
6					Gasket Cylinder Block	1
7					Gasket Tensioner	1
8					Chain Tensioning Wheel	1
9					Bolt, M6×18	2
10						
11						
12						

E3配气机构 VALVE MECHANISM

序号NO.					英文名称 (ENGLISH DESCRIPTION)	数量QTY
1					Valve Locker	4
2					SpRing, Seat	2
3					Inner SpRing, Assy	2
4					Seal Valve Stem	2
5					Outer Valve SpRing, Retainer	2
6					Exhaust Valve	1
7					Intake Valve	1
8					Centrifugal Mass Ass	1
9					Decompression SpRing, Of Camshaft	1
10					Bolt, M6×16	2
11					Limit Plate Reducting Valve	1
12					Timing Driven Sprocket	1
13					Gamp Shaft Comp	1
14					Rocker Arm Parts	2
15					Rocker Axle Shaft Sleeve	1
16					Rocker Axle	1
17					Rocker Axle	1
18					Sproket Chain	1
19						

E4右曲轴箱盖 RIGHT CRANKCASE COVER

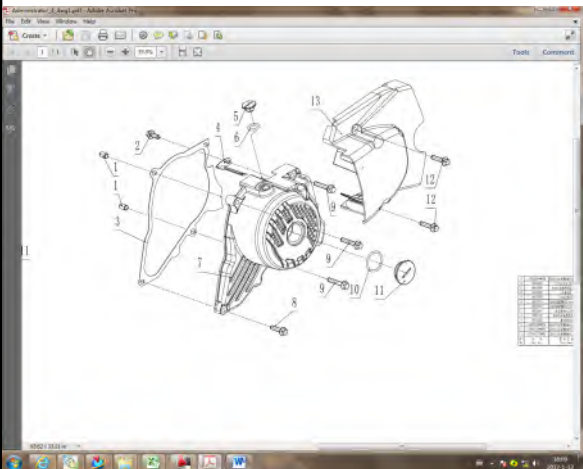
序号NO.					英文名称 (ENGLISH DESCRIPTION)	数量QTY
1					Retaining Ring, 20	1
2					Dowel Pin, $\phi 8 \times 12 \times \phi 6.3$	2
3					Oil Seal 12×20×5	1
4					Pushing Rod Clutch	1
5					Gasket R.Crankcase Cover	1
6					Oil Seal 10×17×5	1
7					Controlling Arm Assembly Clutch	1
8					Clutch Controlling Arm Spring	1
9					Cover Comp Right Crankcase	1
10					Oil Seal 26×16×7	1



11						Bolt, M6×90	1
12						Bolt, M6×50	2
13						Bolt, M6×30	2
14						Oil Lelve Sight Window	1
15						Holder Cliutch Cable	1
16						SpRing, Oil Fine Filter	1
17						Oil Filter	1
18						Bolt, M6×115	1
19						Bolt, M6×60	2
20						O-Ring, $\phi 38.6 \times 2.6$	1
21						Cap Oil Filter	1
22						Bolt, M6×18	2
24						Oil Ruler Assy	1
25						Washer, $\phi 10 \times 1 \times \phi 14$	4
26						Furel Pipe	1
27						Bolt, M10×1.25	2
28						Oilpipe Assy	2
29							
30							

E5左曲轴箱盖 LEFT CRANKCASE COVER

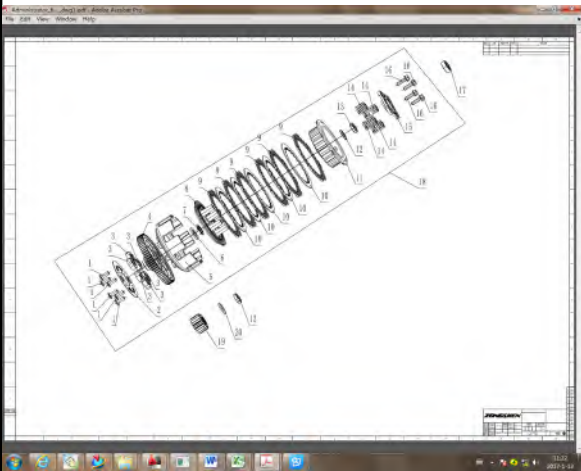
序号NO.						英文名称 (ENGLISH DESCRIPTION)	数量QTY
1						Dowel Pin, $\phi 8 \times 12 \times \phi 6.3$	2
2						Bolt, M6×16	1
3						Gasket L.Crankcase Cover	1
4						Fixing Plate Magneto Cable	1
5						Cap Small View Hole	1
6						O-Ring, $\phi 13.2 \times 2.65$	1
7						Front Part, L.Crankcase Cover	1
8						Bolt, M6×25	1
9						Bolt, M6×35	3
10						O-Ring, $\phi 27.4 \times 2.65$	1
11						Cap Big View Hole	1
12						Bolt, M6×28	2



13						Back Part L.Crankcase Cover	1
14							

**E6离合器总成 CLUTCH ASSY**

序号NO.						英文名称 (ENGLISH DESCRIPTION)	数量QTY
1						Screw	6
2						Clutch Driven Gear Cover	1
3						Clutch Dash Pot Slipcover	6
4						Gear	1
5						Outer Cover	1
6						Washer	1
7						Fixing Ring, Clutch	1
8						Pressure Plate Clutch	1
9						Drive Friction Disk	6
10						Outer Friction Disk A	5
11						Center Sleeve Clutch	1
12						Dish Washer, Clutch	1
13						Lock Nut Clutch	2
14						SpRing, Clutch	4
15						End Cover Clutch	1
16						Bolt, M6×22	4
17						BeaRing, 6000	1
18						Clutch Assembly	1
19						Primary Drive Gear	1
20						Dish Washer, Clutch	1
21							
22							

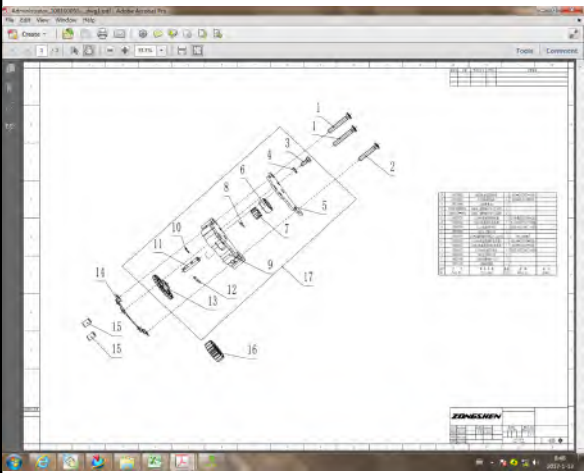


**E7机油泵部件 OIL PUMP**

序号NO.						英文名称 (ENGLISH DESCRIPTION)	数量QTY
1						Screw, M6×40	2
2						Screw, M6×35	1
3						Bolt, M5×12	1
4						Washer, φ6	1

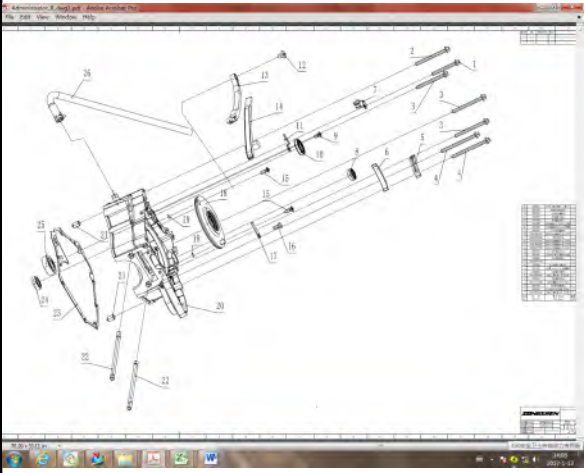


5						Oil Pump Cover	1
6						Outer Rotor Oil Pump	1
7						Inner Rotor Oil Pump	1
8						Pin, $\phi 3 \times 16$	1
9						Oil Pump Body	1
10						Retaining Ring, 5	1
11						Shaft Oil Pump	1
12						Pin	1
13						Oil Pump Gear Ass.	1
14						Gasket Oil Pump	1
15						Dowel Pin, $\phi 8 \times 12 \times \phi 6.3$	2
16						Drive Gear Oil Pump	1
17						Oil Pump Assy	1
18							
19							



**E8左曲轴箱 LEFT CRANKCASE**

序号NO.						英文名称 (ENGLISH DESCRIPTION)	数量QTY
1						Bolt, M6×55	1
2						Bolt, M6×65	1
3						Bolt, M6×70	3
4						Bolt, M6×80	2
5						Assembly Chain Protect Plate	1
6						Assembly Guide Plate	1
7						Clip High Voltage Wire	1
8						Oil Seal 11.6×24×10	1
9						Screw, M6×12	1
10						Oil Seal 17×29×5	1
11						Gearshift Switch Pressing Plate	1
12						Bolt	1
13						Tension Plate Assy	1
14						Guide Plate Chain	1
15						Screw, M6×16	2
16						Bolt, M6×12	1




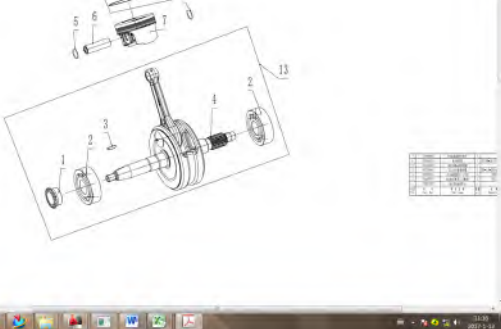
17						Plate Start Clutch	1
18						Disk Insulator	1
19						O-Ring, $\phi 6.5 \times 1.8$	2
20						Left Crankcase Block	1
21						Pin, $\phi 10 \times 14$	2
22						Cylinder Stud Bolt A	2
23						Gasket Crankcase	1
24						BeaRing, (6001)	1
25						BeaRing, (6203)	1
26						Pipe Assy	1
27							

### E9右曲轴箱 RIGHT CRANKCASE

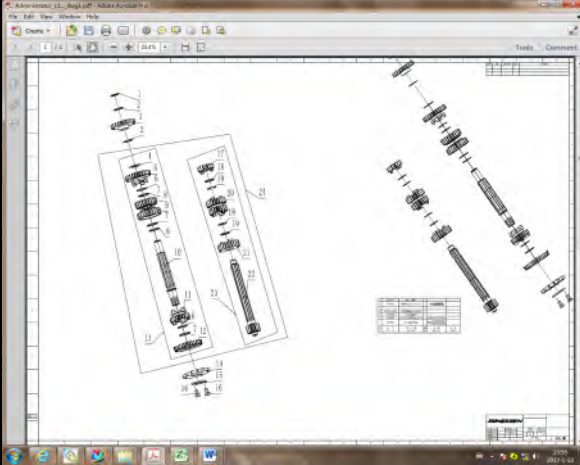
序号NO.						英文名称 (ENGLISH DESCRIPTION)	数量QTY
1						Bolt Return Springn Fixing, 8×11	1
2						Strainer Oil Filter	1
3						Cylinder Stud Bolt B	2
4						Washer, $\phi 12.1 \times 2 \times \phi 20$	1
5						Oil Drain Plug	1
6						Right Crankcase Block	1
7						Needle BeaRing, (Nk15×27×12)	1
8						BeaRing, (6203)	1
9							
10							
11							
12							
13							

### E10曲轴连杆部件/活塞 CRANKSHAFT CONNECTING-ROD ASSY/PISTON

序号NO.						英文名称 (ENGLISH DESCRIPTION)	数量QTY
1						Hub Dump Chain Sprocket	1
2						BeaRing, (63/22_P63)	2
3						Semicircular Key	1
4						Connecting Rod Comp	1

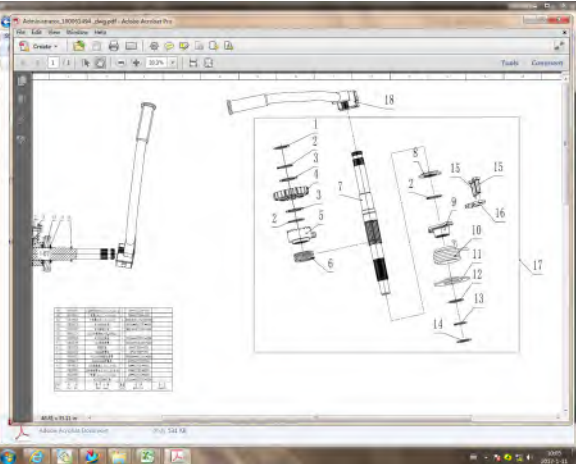
5		Check Ring Piston Pin	2	
6		Pin, Piston	1	
7		Piston	1	
8		Oil Loop	2	
9		Oil Ring	1	
10		Piston Loop	1	
11		Piston Loop	1	
12		Piston Ring, Comp	1	
13		Crankshaft Connecting-Rod Assy	1	
14				

**E11主副轴组合 TRANSMISSION MAIN, COUNTER SHAFT**

序号NO.		英文名称 (ENGLISH DESCRIPTION)	数量QTY
1		Retaining Ring, 15	1
2		Washer, $\phi 15.2 \times 0.5 \times \phi 23$	2
3		Gear	1
4		Washer, $\phi 15.2 \times 0.5 \times \phi 26$	1
5		Countershaft Second Gear	1
6		Check Ring, $\phi 18.5$	3
7		Washer	3
8		Countershaft Four Speed Gear	1
9		Countershaft Third Gear	1
10		Countershaft Dabber	1
11		Countershaft Five Speed Gear	1
12		Countershaft First Gear	1
13		Countershaft Combination	1
14		Drive Sprocket	1
15		Fixing Plate Drive Sprocket	1
16		Bolt, M6 $\times$ 10	2
17		Principal Axis Second Gear	1
18		Washer, 15.5(17.2) $\times$ 1.2 $\times$ 21	2
19		Circlip	2
20		Principal Axis Three Four Gear	1
21		Countershaft Five Speed Gear	1

22					Principal Axis Dabber	1
23					Principal Axis Combination	1
24					Advocate Countershaft	1
25						
26						


### E12启动轴总成 KICK STARTING SHAFT ASSEMBLY

序号NO.					英文名称 (ENGLISH DESCRIPTION)	数量QTY	
1					Washer, $\phi 16.1 \times 1 \times \phi 24$	1	
2					Circli, $\phi 18.5 \times 1.2 \times \phi 22.1$	3	
3					Washer, $\phi 20.1 \times 1 \times \phi 27$	2	
4					Gear Kick Starter	1	
5					Starting Ratchet	1	
6					SpRing, Kick Starting Ratchet Wheel	1	
7					Pivot Kick Starting Shaft	1	
8					SpRing, Support	1	
9					Seat SpRing, Kick Starting Shaft	1	
10					Return SpRing, Kick Starting Shaft	1	
11					Seat SpRing, Kick Starting Shaft	1	
12					Washer, $\phi 17.2 \times 1 \times \phi 24$	1	
13					Circli, $\phi 15.5 \times 1.2 \times \phi 19$	1	
14					Washer, $\phi 14.1 \times 1 \times \phi 22$	1	
15					Bolt, M6 $\times$ 20	2	
16					Guide Plate	1	
17					Kick Starting Shaft Assembly	1	
18					Start-Up Bar Comp	1	
19							

### E13变速机构 GEARSHIFT MECHANISM

序号NO.					英文名称 (ENGLISH DESCRIPTION)	数量QTY
1					SpRing, Locating Plate	1
2					Locating Plate Assy	1
3					Gearshift Switch Lamp	1
4					Screw	1

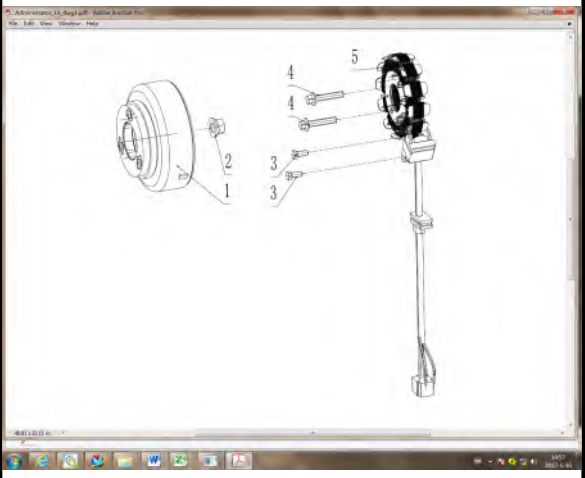




5	Contact Cearindication	1
6	Gearshift Fork	2
7	Pin $\phi 3 \times 8.5$	3
8	Clip, Spring	3
9	Gearshift Fork	1
10	Gearshift Drum	1
11	Pin $\phi 4 \times 13$	5
12	Pin $\phi 3 \times 8.5$	2
13	Press Plate Of Gearshift Drum	1
14	Stopping Plate	1
15	Bolt M6 $\times$ 16	1
16	Gearshift Drum Comp	1
17	Gearshift Shaft	1
18	Gearshift Shaft Comp	1
19	Sleeve Of Gearshift Lever Comp	1
20	Return Spring	1
21	Shift Arm Group	1
22	Gearshift Lever Comp	1
23		

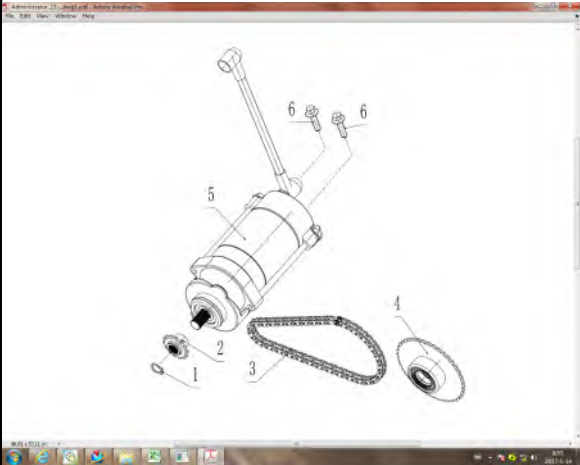
E14磁电机总成 MAGNETO COMP

序号NO.	英文名称 (ENGLISH DESCRIPTION)	数量QTY
1	Rotor Assy, Magneto	1
2	Nut	1
3	Bolt, M5 $\times$ 12	2
4	Bolt, M6 $\times$ 25	2
5	Stator Assy Magneto	1
6		
7		
8		
9		
10		
11		
12		

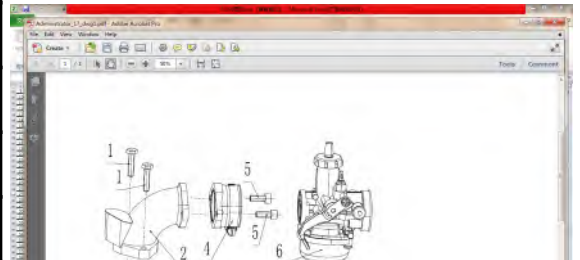



13							
14							
15							
16							
17							
18							

**E15电启动机构 ELECTRIC STARTING MECHANISM**

序号NO.					英文名称 (ENGLISH DESCRIPTION)	数量QTY
1					Retaining Ring, 11	1
2					Sprocket	1
3					Starting Motor Drive Chain	1
4					Plate Gear Assy	1
5					Starting Motor Assy	1
6					Bolt, M6×22	2
7						
8						
9						
10						
11						
12						
13						
14						
15						
16						
17						

**E17进气系统 INLET SYSTEM**

序号NO.					英文名称 (ENGLISH DESCRIPTION)	数量QTY
1					Bolt, M6×25	2
2					Inlet Pipe	1
3					Gasket Inlet Pipe	1
4					Intake Manifold	1
5					Bolt, M6×16	2

7							
8							
9							
10							
11							
12							
13							